

Алматы (7273)495-231	Иваново (4932)77-34-06	Магнитогорск (3519)55-03-13	Ростов-на-Дону (863)308-18-15	Тольятти (8482)63-91-07
Ангарск (3955)60-70-56	Ижевск (3412)26-03-58	Москва (495)268-04-70	Рязань (4912)46-61-64	Томск (3822)98-41-53
Архангельск (8182)63-90-72	Иркутск (395)279-98-46	Мурманск (8152)59-64-93	Самара (846)206-03-16	Тула (4872)33-79-87
Астрахань (8512)99-46-04	Казань (843)206-01-48	Набережные Челны (8552)20-53-41	Санкт-Петербург (812)309-46-40	Тюмень (3452)66-21-18
Барнаул (3852)73-04-60	Калининград (4012)72-03-81	Нижний Новгород (831)429-08-12	Саратов (845)249-38-78	Ульяновск (8422)24-23-59
Белгород (4722)40-23-64	Калуга (4842)92-23-67	Новокузнецк (3843)20-46-81	Севастополь (8692)22-31-93	Улан-Удэ (3012)59-97-51
Благовещенск (4162)22-76-07	Кемерово (3842)65-04-62	Ноябрьск (3496)41-32-12	Саранск (8342)22-96-24	Уфа (347)229-48-12
Брянск (4832)59-03-52	Киров (8332)68-02-04	Новосибирск (383)227-86-73	Симферополь (3652)67-13-56	Хабаровск (4212)92-98-04
Владивосток (423)249-28-31	Коломна (4966)23-41-49	Омск (3812)21-46-40	Смоленск (4812)29-41-54	Чебоксары (8352)28-53-07
Владикавказ (8672)28-90-48	Кострома (4942)77-07-48	Орел (4862)44-53-42	Сочи (862)225-72-31	Челябинск (351)202-03-61
Владимир (4922)49-43-18	Краснодар (861)203-40-90	Оренбург (3532)37-68-04	Ставрополь (8652)20-65-13	Череповец (8202)49-02-64
Волгоград (844)278-03-48	Красноярск (391)204-63-61	Пенза (8412)22-31-16	Сургут (3462)77-98-35	Чита (3022)38-34-83
Вологда (8172)26-41-59	Курск (4712)77-13-04	Петрозаводск (8142)55-98-37	Сыктывкар (8212)25-95-17	Якутск (4112)23-90-97
Воронеж (473)204-51-73	Курган (3522)50-90-47	Псков (8112)59-10-37	Тамбов (4752)50-40-97	Ярославль (4852)69-52-93
Екатеринбург (343)384-55-89	Липецк (4742)52-20-81	Пермь (342)205-81-47	Тверь (4822)63-31-35	

Россия +7(495)268-04-70

Казахстан +7(7172)727-132

Киргизия +996(312)96-26-47

<https://nuova.nt-rt.ru/> || nav@nt-rt.ru

 **nuova**
SIMONELLI®
espresso coffee machines



ALL PRODUCT CATALOG



Standard color **Black** ■

DEDICATA A SUITABLE FOR

- OFFICE BUILDINGS
- RESTAURANTS
- LOCATIONS PULLING DOUBLE SHOTS

SCHEDA TECNICA TECHNICAL DATA

GROUPS/ MODELS	2 GRINDERS
COLORS	■
DIMENSIONS [WxDxH] (inch)	12 7/8" x 20 7/16" x 23 9/16"
HOURLY PRODUCTIVITY	140 espressos / 70 cappuccinos
GRINDERS (mm)	50
NET WEIGHT (lb)	73
BOILER (lt)	Steam 1.5 / Coffee 0.8
VOLTAGE (Volt)	208-240
POWER (Watt)	2800

VANTAGGI ADVANTAGES

- **THE RIGHT ANSWER**
A compact, top-of-the-line professional machine that is easy to use, with cutting-edge technology.
- **LONG LASTING RELIABILITY**
With a reliable machine, you can relax because you already know your customers will be savoring excellent cups of coffee.
- **1-STEP VS 2-STEP**
The Prontobar America is offered in two versions. In the 1-Step version, the machine pulls milk from an attached cooler, steams the milk internally, and dispenses both the espresso and steamed milk. In the 2-Step version, the barista steams the milk with the help of an automatic steamwand.
- **ECO ENERGY TECHNOLOGY**
The Prontobar America will surprise you with its energy efficiency as well. The standby function reduces the amount of electricity used when not brewing.

PRONTOBAR TOUCH



NEW

Standard color **Black** ■

DEDICATA A SUITABLE FOR

- OFFICE BUILDINGS
- RESTAURANTS
- LOCATIONS PULLING DOUBLE SHOTS

SCHEDA TECNICA TECHNICAL DATA

GROUPS/ MODELS	2 GRINDERS
COLORS	■
DIMENSIONS [WxDxH] (inch)	12 13/16" x 20 7/16" x 24 1/2"
HOURLY PRODUCTIVITY	140 espressos / 70 cappuccinos
GRINDERS (mm)	50
NET WEIGHT (lb)	88
BOILER (lt)	Steam 1.5 / Coffee 0.8
VOLTAGE (Volt)	208-240
POWER (Watt)	2800

VANTAGGI ADVANTAGES

- **TOUCH**
The Prontobar America features a 7" touch screen display, allowing access to an extensive menu of up to 20 beverages.
- **1-STEP VS 2-STEP**
The Prontobar America is offered in two versions. In the 1-Step version, the machine pulls milk from an attached cooler, steams the milk internally, and dispenses both the espresso and steamed milk. In the 2-Step version, the barista steams the milk with the help of an automatic steamwand.
- **PERFECT FOAM**
Easy Cream is standard on the Prontobar Touch. This technology allows the barista to quickly and automatically obtain a dense and velvety milk cream. Temperature and cream density can be programmed and assigned to dedicated buttons.
- **QUIETER AND MORE PROFESSIONAL**
The Prontobar Touch has become more professional with technical components that make it even more accurate and silent. The new group, made entirely of metal, and the new pump ensure high qualitative and quantitative performance, making the Prontobar Touch a technologically advanced machine with long term reliability.



Standard color

Black ■

VANTAGGI ADVANTAGES


- **QUIET**
The Talento's quiet operation is a mark of its superb technology and is achieved through precise construction and the use of the highest quality components and materials.
- **STRONG**
The Talento was designed in order to be efficient and able to handle high volume use without problems. The solid brewing group made of stainless-steel and aluminum, the two boilers, and the stainless-steel framework are a couple features that allow the Talento to withstand heavy use without any problems.
- **FLEXIBILITY**
The Talento is efficient, practical, and easy to use, fitting in any type of location.
- **SPEED**
The Talento can make up to 240 espressos or 190 cappuccinos per hour.

DEDICATA A SUITABLE FOR

- LOCATIONS WITH HIGH EMPLOYEE TURNOVER
- LOCATIONS PULLING DOUBLE OR TRIPLE SHOTS
- RESTUARANTS, HOTELS, CASINOS

SCHEMA TECNICA TECHNICAL DATA

GROUPS/ MODELS	2 GRINDERS
COLORS	■
DIMENSIONS [WxDxH] (inch)	15 3/4" x 23 15/16" x 33 1/4"
HOURLY PRODUCTIVITY	240 espressos / 190 cappuccinos
GRINDERS (mm)	63.5
NET WEIGHT (lb)	144
BOILER (lt)	Steam 2.5 / Coffee 1.5
VOLTAGE (Volt)	208-240
POWER (Watt)	5400

Water Line Adapter
Nuovart005**DEDICATA A** SUITABLE FOR

- PRE-EXISTING WATER HARDNESS UNDER 25 GRAINS PER GALLON
- ALL NUOVA SIMONELLI & VICTORIA ARDUINO MODELS
- REDUCING HARDNESS, CHLORINE, TASTE & ODOR

SCHEMA TECNICA TECHNICAL DATA

GROUPS / MODELS	SMALL	STANDARD
PART NUMBER	NUOVART014	NUOVART006
DIMENSIONS [WxDxH] (inch)	2 3/8" x 4" x 19 15/16"	2 3/8" x 4" x 22 7/16"
GRAINS	1100	4350
PRE-EXISTING 5 GRAINS/GALLON	17,600 4oz drinks	69,600 4oz drinks
PRE-EXISTING 10 GRAINS/GALLON	5,029 4oz drinks	19,886 4oz drinks
PRE-EXISTING 15 GRAINS/GALLON	2,933 4oz drinks	11,600 4oz drinks
PRE-EXISTING 20 GRAINS/GALLON	2,070 4oz drinks	8,188 4oz drinks
PRE-EXISTING 25 GRAINS/GALLON	1,400 4oz drinks	6,327 4oz drinks

AURELIA WAVE SEMI



Standard color

Black ■

VANTAGGI ADVANTAGES

• ENERGY SAVINGS

The Aurelia Wave saves energy at every turn. Using patented Drytex thermal insulation, the Aurelia Wave's boiler now uses 27% less energy while in standby. A Life Cycle Assessment Analysis (LCA) demonstrated an annual savings of 900Kw.

• ERGONOMICS

The original Aurelia was the first machine in the world with an ergonomic certification. The Aurelia Wave takes that certification to a whole new level.

• COOL TOUCH STEAM WANDS

Double walled steam wands prevent scolding and ensure easy cleaning by reducing the formation of milk buildup.

• AUTOMATIC CLEANING

Back-flushing at the push of a button.

• HOT WATER TEMPERATURE CONTROL

With three programmable settings, choose the temperatures and volumes best suited to your menu.

• PERFECT BREWING

The Soft Infusion System guarantees a soft and creamy espresso shot.

DEDICATA A SUITABLE FOR

- LOCATIONS PULLING INTO SHOT GLASSES
- BARISTA COMPETITORS
- MEDIUM OR HIGH QUALITY SHOPS

SCHEDA TECNICA TECHNICAL DATA

GROUPS / MODELS		2 GR	3 GR
COLORS		■ □ ■	■ □ ■
DIMENSIONS (inch)	W	31 9/16"	40 5/8"
	D	23 13/16"	23 13/16"
	H	21 1/8"	21 1/8"
WEIGHT (lb)		185	225
BOILER (lt)		14	17
VOLTAGE (Volt)		208-240	208-240
POWER (Watt)		4700	5400

AURELIA WAVE VOL



Standard color

Black ■

VANTAGGI ADVANTAGES

• TFT DISPLAY

The TFT display enables the barista to easily monitor the machine's different parameters in real time. View shot timers or use buttons to access drink counters, program doses, or set maintenance alarms.

• PROGRAMMABLE

The Aurelia Wave has 4 programmable options per group head, freeing up the barista and saving time.

• AUTOMATIC STEAM

Optional steam upgrades are available on this model. Upgrade to Autosteam for steam wands that always shut off at the same temperature. Upgrade to Easy Cream for programmable temperature and airflow, ensuring microfoam for your lattes and macrofoam for your cappuccinos.

DEDICATA A SUITABLE FOR

- HIGH QUALITY CAFES
- HIGH VOLUME LOCATIONS
- LOCATIONS DISPENSING DIRECTLY INTO CUPS
- HYBRID SOLUTIONS

SCHEDA TECNICA TECHNICAL DATA

GROUPS / MODELS		2 GR	3 GR
COLORS		■ □ ■	■ □ ■
DIMENSIONS (inch)	W	31 9/16"	40 5/8"
	D	23 13/16"	23 13/16"
	H	21 1/8"	21 1/8"
WEIGHT (lb)		185	225
BOILER (lt)		14	17
VOLTAGE (Volt)		208-240	208-240
POWER (Watt)		4700	5400

AURELIA WAVE DIGIT



VANTAGGI ADVANTAGES

- **AUTO-PURGE**
Manually purging between shots is essential for cleaning the shower screen and replicating high quality extractions. The Aurelia Wave Digit is the first machine to perform this function automatically, every time the portafilter is removed after dosing.
- **TOUCH SCREEN**
With a 4.3" touch screen, every operation is simple and intuitive. Utilize the touch screen to program doses, view shot counters, and enter energy saving mode.
- **AUTOMATIC STEAM**
Optional steam upgrades are available on this model. Upgrade to Autosteam for steam wands that always shut off at the same temperature. Upgrade to Easy Cream for programmable temperature and airflow, ensuring microfoam for your lattes and macrofoam for your cappuccinos.



Standard color

Black ■

DEDICATA A SUITABLE FOR

- HIGH QUALITY CAFES
- HIGH VOLUME LOCATIONS
- LOCATIONS DISPENSING DIRECTLY INTO CUPS
- HYBRID SOLUTIONS

SCHEDA TECNICA TECHNICAL DATA

GROUPS / MODELS		2 GR	3 GR
COLORS		■ □ ■	■ □ ■
DIMENSIONS (inch)	W	31 9/16"	40 5/8"
	D	21 13/16"	21 13/16"
	H	21 1/8"	21 1/8"
WEIGHT (lb)		185	225
BOILER (lt)		14	17
VOLTAGE (Volt)		208-240	208-240
POWER (Watt)		4700	5400

AURELIA WAVE T3



VANTAGGI ADVANTAGES

- **T3 TECHNOLOGY**
With this innovative technology the Aurelia Wave T3 sets new standards in water supply temperature accuracy. T3 technology is based on the three-dimensional control of brewing temperature, allowing the barista maximum flexibility in setting 3 different parameters for each brewing group. The system's accuracy guarantees the highest level of performance.
- **PULSE-JET**
This patented technology optimizes the flow rate and water pressure during the dispensing phase. This allows the barista to explore extraction profiles that were never tried before. Use the preset extraction profiles or create your own to unlock a new world of flavor.
- **GROUP DISPLAY**
The Aurelia Wave T3 features shot timers above each group head. This feature is particularly helpful when multiple baristas operate the machine simultaneously.
- **AUTOMATIC STEAM**
Optional steam upgrades are available on this model. Upgrade to Autosteam for steam wands that always shut off at the same temperature. Upgrade to Easy Cream for programmable temperature and airflow, ensuring microfoam for your lattes and macrofoam for your cappuccinos.



Standard color

Black ■

DEDICATA A SUITABLE FOR

- SPECIALTY CAFES
- HIGH VOLUME LOCATIONS
- CAFES OFFERING MULTIPLE ESPRESSO OPTIONS

SCHEDA TECNICA TECHNICAL DATA

GROUPS / MODELS		2 GR	3 GR
SPECIAL COLORS		■ □ ■	■ □ ■
DIMENSIONS (inch)	W	31 9/16"	40 5/8"
	D	21 13/16"	21 13/16"
	H	21 1/8"	21 1/8"
WEIGHT (lb)		190	230
BOILER (lt)		14	17
VOLTAGE (Volt)		208-240	208-240
POWER (Watt)		6600	8250

NEW



Standard color

Black ■

PLUS DI PRODOTTO PRODUCT PLUS

- **PERFECT BREWING**
The SIS (Soft Infusion System) guarantees a soft and creamy espresso shot.
- **ENERGY SAVINGS**
The boiler of the Appia Life uses Drytex Thermal technology which reduces 13% of energy consumption. Combined with more sustainable materials, the Appia Life has a 20% less environmental impact than its predecessor, the Appia II.
- **EASY MAINTENANCE**
The Appia Life has been designed to be more efficient when it comes to maintenance. The complete new style of the machine facilitates the user in any operational routine. Its new adjustable nozzle attachment, new side opening system, and redesigned groups, are all features that allow it to be more efficient.
- **COLOR OPTIONS**
The Appia Life comes equipped with black side panels and a black base. These side panels can be changed to red or white, but the base will remain black.

DEDICATA A SUITABLE FOR

- LOCATIONS PULLING INTO SHOT GLASSES
- BARISTA COMPETITORS
- MEDIUM OR HIGH QUALITY SHOPS

SCHEDA TECNICA TECHNICAL DATA

GROUPS/MODEL		1 GR	2 GR COMPACT	2 GR FULL SIZE
COLORS		■ □ ■	■ □ ■	■ □ ■
DIMENSIONS (inch)	W	16"	22"	31"
	D	21"	21"	21"
	H	20"	20"	20"
WEIGHT (lb)		105	130	160
STEAM WANDS		1	2	2
VOLTAGE (Volt)		110	208-240	208-240
POWER (Watt)		1500	3000	3350

APPIA LIFE VOL

NEW



VANTAGGI ADVANTAGES

- **PROGRAMMABLE**
The Appia Life has 4 programmable options per group head, freeing up the barista and saving time.
- **AUTOSTEAM**
Autosteam wands are available on all Volumetric versions of the Appia Life, ensuring your steam wand shuts off at the desired temperature.
- **VERSATILE**
The Appia Life Compact is available in either 110v or 220v allowing it to fit any location.
- **PUSH BUTTON PANEL**
The push-button panel has been redesigned to be more user friendly and more resistant to wear and tear.
- **COLOR OPTIONS**
The Appia Life comes equipped with black side panels and a black base. These side panels can be changed to red or white, but the base will remain black. The 2 Group Volumetric Full Size is available in solid white.

Standard color

Black ■

SCHEDA TECNICA TECHNICAL DATA

VERSIONS		1 GR	2 GR COMPACT	2 GR FULL SIZE	3 GR
COLORS		■ ■ □	■ ■ □	■ ■ □	■ ■ □
DIMENSIONS (inch)	W	16"	22"	31"	40"
	D	21"	21"	21"	21"
	H	20"	20"	20"	20"
WEIGHT (lb)		105	130	160	195
STEAM WANDS		1	2	2	2
VOLTAGE (Volt)		110	110 or 220	208-240	208-240
POWER (Watt)		1500	3000	3350	5000



Black ■

- **LCD DISPLAY**

The new XT version completes the Appia Life family. The 1.5" display features dose programming, cleaning, counters, shot timers, and pressure sensors.

- LED GROUP HEAD LIGHTS

LED lights under the group head shine into tall glasses and bounce off the reverse mirror to create a wide range of sight for any barista.

- **AUTOSTEAM**




Autosteam wands are available on all Volumetric versions of the Appia Life, ensuring your steam wand shuts off at the desired temperature.

- **COLOR OPTIONS**

The Appia Life comes equipped with black side panels and a black base. These side panels can be changed to red or white, but the base will remain black.

SCHEDA TECNICA TECHNICAL DATA

- DRIVE-THRU LOCATIONS
- LOCATIONS DISPENSING DIRECTLY INTO CUPS
- MEDIUM OR HIGH QUALITY SHOPS

GROUPS / MODELS		2 GR
COLORS		  
DIMENSIONS (inch)	W	31"
	D	21"
	H	20"
WEIGHT (lb)		160
BOILER (lt)		11
VOLTAGE (Volt)		208-240
POWER (Watt)		3350

Notes

[illegible]



Standard color

Black ■
LUX ■
VANTAGGI ADVANTAGES

- **COMPACT**
With a height under 16 inches and a width under 11 inches, the Musica is able to work in both home and office settings.
- **PROFESSIONAL**
The Musica enables the production of espressos or cappuccinos just like in a café. The automatic dosing, thermo-compensated group and steaming system are derived from larger, professional machines.
- **SAFE**
The ergonomic, professional portafilters and push-pull steaming system protect the operator against repetitive stress injuries.
- **VERSATILE**
Available with a direct water line connection or a 3 liter reservoir to brew quality espresso anywhere.

DEDICATA A SUITABLE FOR

- HOMES
- OFFICES
- SMALL COFFEE LOCATIONS

SCHEDA TECNICA TECHNICAL DATA

GROUPS/ MODELS	1 GR POUR OVER / 1 GR DIRECT CONNECT
LUX VERSION	White Light ■ LED
DIMENSIONS [WxDxH] (inch)	10 5/8" x 16 15/16" x 15 3/4"
STEAM WAND	Jointed 360°
WATER SUPPLY (lt)	3 (Pour Over)
WEIGHT (lb)	43
BOILER (lt)	2
VOLTAGE (Volt)	110
POWER (Watt)	1200

Standard color **Black** ■**VANTAGGI** ADVANTAGES

- **COMPACT**
At 16 inches tall, the Oscar II is able to work in both a home and office setting.
- **PERFECT BREWING**
The brewing unit is thermo-compensated giving consistent and quality extractions.
- **PROFESSIONAL**
Oscar II is a high performance machine due to professional components like the filter holder, the thermo-compensated group and the high productivity steam wand.
- **NEW MATERIAL, NEW DESIGN**
The redesigned body makes servicing the Oscar II a breeze.
- **COLOR OPTIONS**
The Oscar II features a black trim on both the Pour Over and Direct Connect versions. This trim can be switched to red on the Pour Over unit.

DEDICATA A SUITABLE FOR

- HOMES
- OFFICES
- SMALL COFFEE LOCATIONS

SCHEDA TECNICA TECHNICAL DATA

GROUPS/ MODELS	1 GR POUR OVER / 1 GR DIRECT CONNECT
SPECIAL COLORS	■ ■
DIMENSIONS [WxDxH] (inch)	11 13/16" x 15 3/4" x 16 1/16"
STEAM WAND	Jointed
WATER SUPPLY (lt)	3 (Pour Over)
NET WEIGHT (lb)	28
BOILER (lt)	2
VOLTAGE (Volt)	110
POWER (Watt)	1200

DOSER GRINDERS



VANTAGGI ADVANTAGES

- **MICROMETRIC**
Micrometrical grinding adjustment
- **PROFESSIONAL**
Nuova Simonelli grinders guarantee the correct grinding for an excellent espresso.
- **TECHNOLOGICAL**
Nuova Simonelli grinders are reliable, safe and ensure the perfect grind.
- **PRECISE**
All models allow an excellent and stable over the time grinding.
- **AUTOMATIC CHAMBER FILLING**
The MDXS and MDJ are available with automatic chamber filling, known as the MDXSA and MDJA.
- **RECOMMENDED APPLICATIONS**
MCF: Home or office.
MCD: Bulk grinding of drip coffee.
MDXS: Medium volume cafes.
MDJ: High volume cafes.



MCF



MCD



MDXS



MDJ

VERSIONS		MCF	MCD	MDXS	MDJ
COLORS		■	■	■	■
DIMENSIONS (inch)	W	4"	8"	7 1/2"	8 7/16"
	D	8"	11"	14 3/16"	13 3/4"
	H	13"	8"	23 1/4"	23 13/16"
WEIGHT (lb)		13	40	24	35
BURRS (mm)		50	65	65	75
VOLTAGE (Volt)		110	110	110	110

ON DEMAND GRINDERS



GRINTA



MDH



G60



MDXS on Demand



MDJ on Demand

VANTAGGI ADVANTAGES

- **GRIND BY TIME**
On Demand grinders are programmable by time.
- **MICROMETRIC**
Micrometrical grinding adjustment.
- **PROFESSIONAL**
Nuova Simonelli grinders guarantee the correct grinding for an excellent espresso.
- **TECHNOLOGICAL**
Nuova Simonelli grinders are reliable, safe and ensure the perfect grind.
- **RECOMMENDED APPLICATIONS**
Grinta: Home or office
MDH: Home or office
G60: Decaf or single origin
MDXS on Demand: Medium volume cafes
MDJ on Demand: High volume cafes

SCHEDA TECNICA TECHNICAL DATA

VERSIONS		GRINTA	MDH	G60	MDXS ON DEMAND	MDJ ON DEMAND
COLORS		■	■	■	■	■
DIMENSIONS (inch)	W	5 1/2"	6"	6 1/2"	8 1/2"	8 7/16"
	D	8 1/4"	9"	10 1/2"	11 1/2"	11 7/16"
	H	16 9/16"	16"	16"	24"	23 13/16"
WEIGHT (lb)		4.2	17	25	30	33
BURRS (mm)		50	50	60	65	75
VOLTAGE (Volt)		110	110	110	110	110
POWER (Watt)		220	260	220	500	750

PLUS DI PRODOTTO PRODUCT PLUS



MYTHOS BASIC

MYTHOS PLUS

MYTHOS CLIMA PRO

PRECISE, FAST, AND RELIABLE

Due to the micrometric adjustment, the Mythos family is ideal for those locations that want to serve their customers the best espresso possible.

INTELLIGENT

The Mythos lineup utilizes numerous electronic functions to make grinding easier, such as a delayed time setting and the ability to top off doses.

DYNAMOMETRIC TAMPER

The Mythos Plus features a built-in tamper that is adjustable and ensures a consistent tamping pressure.

UNIQUE

The Mythos can be programmed to grind and dispense three different doses.

HIGH PRODUCTION

The Mythos lineup can grind up to 40 pounds per hour.

STAINLESS STEEL VS TITANIUM

The Mythos Basic features stainless steel burrs which have a life expectancy of 1500 pounds. The Mythos Plus and Clima Pro feature titanium coated burrs which have a life expectancy of 3500 pounds.

DEDICATA A SUITABLE FOR

- HIGH VOLUME LOCATIONS
- SHOPS THAT DEMAND CONSISTENCY
- LOCATIONS WITH HIGH EMPLOYEE TURNOVER

SCHEDA TECNICA TECHNICAL DATA

VERSIONS		MYTHOS BASIC	MYTHOS PLUS	MYTHOS CLIMA PRO
COLORS		■	■	■
DIMENSIONS (inch)	W	7 3/8"	7 3/8"	7 3/8"
	D	19 9/16"	19 9/16"	15 3/4"
	H	23 7/16"	23 7/16"	20 1/16"
WEIGHT (lb)		44	44	51
BURRS (mm)		75	75	75
VOLTAGE (Volt)		110	110	110
POWER (Watt)		950	950	950

Алматы (7273)495-231
Ангарск (3955)60-70-56
Архангельск (8182)63-90-72
Астрахань (8512)99-46-04
Барнаул (3852)73-04-60
Белгород (4722)40-23-64
Благовещенск (4162)22-76-07
Брянск (4832)59-03-52
Владивосток (423)249-28-31
Владикавказ (8672)28-90-48
Владимир (4922)49-43-18
Волгоград (844)278-03-48
Вологда (8172)26-41-59
Воронеж (473)204-51-73
Екатеринбург (343)384-55-89

Иваново (4932)77-34-06
Ижевск (3412)26-03-58
Иркутск (395)279-98-46
Казань (843)206-01-48
Калининград (4012)72-03-81
Калуга (4842)92-23-67
Кемерово (3842)65-04-62
Киров (8332)68-02-04
Коломна (4966)23-41-49
Кострома (4942)77-07-48
Краснодар (861)203-40-90
Красноярск (391)204-63-61
Курск (4712)77-13-04
Курган (3522)50-90-47
Липецк (4742)52-20-81

Магнитогорск (3519)55-03-13
Москва (495)268-04-70
Мурманск (8152)59-64-93
Набережные Челны (8552)20-53-41
Нижний Новгород (831)429-08-12
Новокузнецк (3843)20-46-81
Ноябрьск (3496)41-32-12
Новосибирск (383)227-86-73
Омск (3812)21-46-40
Орел (4862)44-53-42
Оренбург (3532)37-68-04
Пенза (8412)22-31-16
Петрозаводск (8142)55-98-37
Псков (8112)59-10-37
Пермь (342)205-81-47

Ростов-на-Дону (863)308-18-15
Рязань (4912)46-61-64
Самара (846)206-03-16
Санкт-Петербург (812)309-46-40
Саратов (845)249-38-78
Севастополь (8692)22-31-93
Саранск (8342)22-96-24
Симферополь (3652)67-13-56
Смоленск (4812)29-41-54
Сочи (862)225-72-31
Ставрополь (8652)20-65-13
Сургут (3462)77-98-35
Сыктывкар (8212)25-95-17
Тамбов (4752)50-40-97
Тверь (4822)63-31-35

Тольятти (8482)63-91-07
Томск (3822)98-41-53
Тула (4872)33-79-87
Тюмень (3452)66-21-18
Ульяновск (8422)24-23-59
Улан-Удэ (3012)59-97-51
Уфа (347)229-48-12
Хабаровск (4212)92-98-04
Чебоксары (8352)28-53-07
Челябинск (351)202-03-61
Череповец (8202)49-02-64
Чита (3022)38-34-83
Якутск (4112)23-90-97
Ярославль (4852)69-52-93

Россия +7(495)268-04-70

Казахстан +7(7172)727-132

Киргизия +996(312)96-26-47

<https://nuova.nt-rt.ru/> || nav@nt-rt.ru